

LCAOA Volleyball Line Judge Training



Deb Glass
Program Chair



Mark Terry
Presenter



Training your Line Judges

- Meeting with them a “Must”
- Line Judges are “Officials”
 - They don’t chase down balls.
 - As students, protect them from “Abuse” from fans and coaches.
- Gauge the depth of your meeting with the experience level of the line judges.



Your Line Judge Meeting

- Thank them for their service....
 - They are usually assigned and aren't given a choice, but thank them for “volunteering”
- Remind them to Pay Attention!!!
 - Back them up if they are doing their job!!!
 - Allow them a “little embarrassment” if they get absent minded
 - Speak to them if needed during Time Outs
 - Replace them as a last resort

Line Judge Signals



Obtain R1's
Attention



In-Bounds



Out-of-Bounds
Antenna Violation



Touch

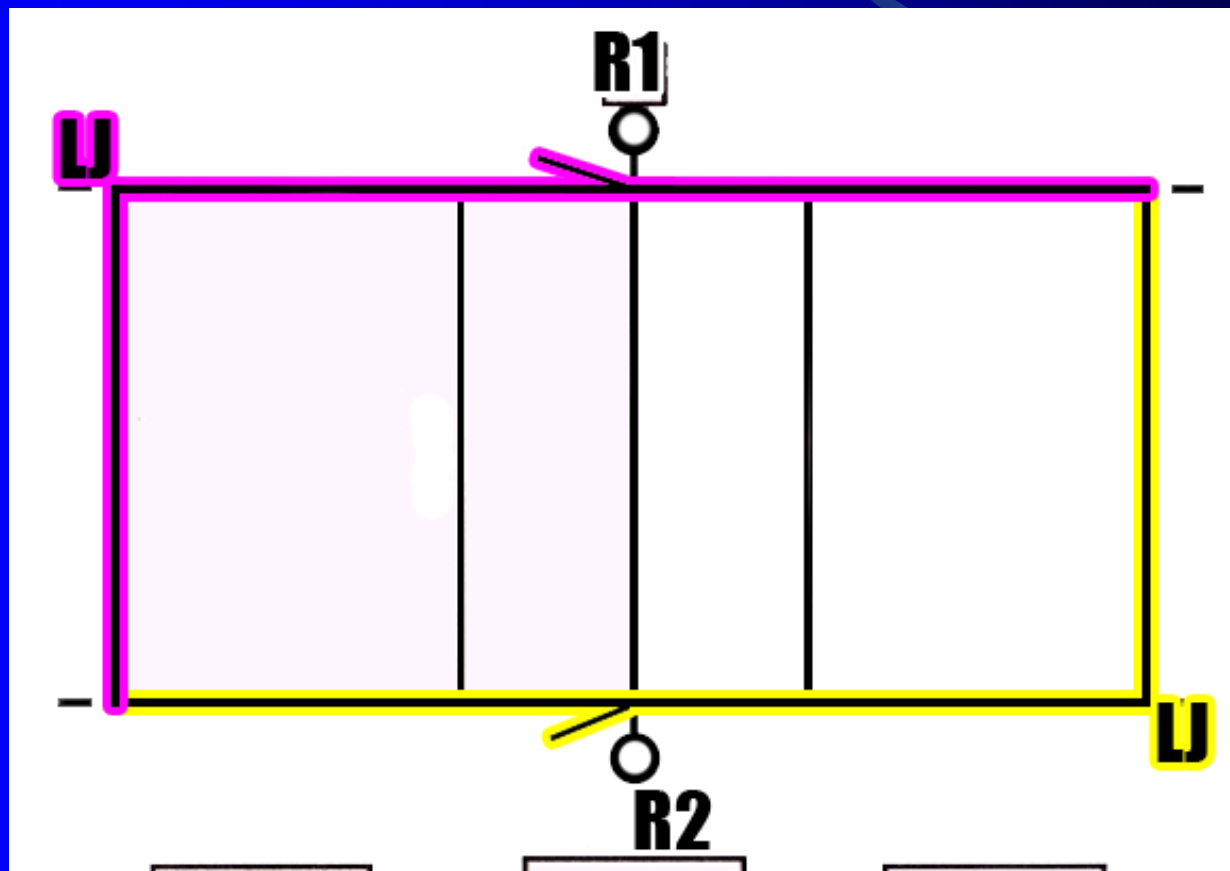


Line Violation



View of Play
Blocked

Line Judge Responsibility



Instruct them to watch... SALT

- **S**erve
 - Foot Faults
- **A**ntenna
 - Ball Completely Inside
- **L**ines
 - In or Out
- **T**ouches
 - During Blocks, On Floor, Accidental



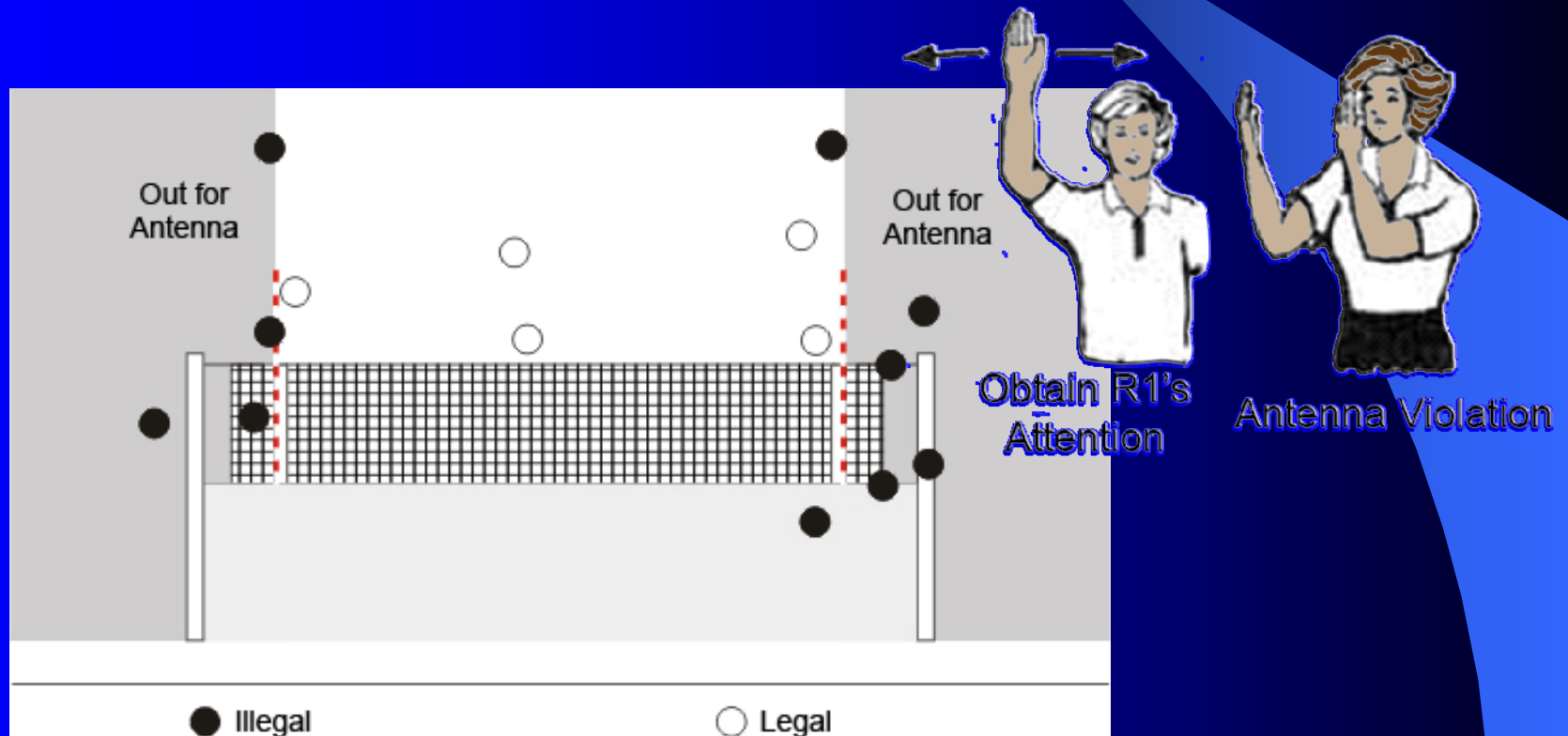
Serve

- Foot Cannot touch floor
 - Until After ball is Hit
 - On or Inside the end line
- Jump Serve is LEGAL
 - Player can be over line the line as long as she is airborne




Antenna

- Ball must cross completely inside antenna




Lines

- Outside Edge of Line is Boundary
 - “Out” if Ball touches floor completely outside of court.



Touches

- Intentional or not...



Get Out of the Way!

- If play is coming towards you....
 - Get out of the way. 18
- If line judge interferes...
 - and in your judgment
 - The ball could have been played
 - A replay may be granted.



Replay/Re-serve